


## Tools for Stroke Prevention

*The AHA/ASA Stroke Resource Center delivers evidence-based patient education and community resources for stroke prevention, treatment and recovery. Download infographics, posters, toolkits, handouts and more to teach your patients about stroke risk factors they can control, treat and improve. Spanish tools are also available.*



## Stroke Risk Prevention Infographics

**Access infographics that can teach patients and the community on stroke risk factors, how to reduce risk of another stroke and resources for at-risk individuals.**

- 1.) Women Face a Higher Risk of Stroke (PDF) - Women have more strokes than men and stroke kills more women than men.
- 2.) Stroke and High Blood Pressure (PDF) - High blood pressure equals higher risk of stroke.
- 3.) Lifestyle Tips to Stay Mentally Sharp (PDF)- Choices you make today can help prevent stroke and heart disease.
- 4.) 5 Things Every Stroke Hero Should Know (PDF) - Learn about key stroke facts.
- 5.) Healthy Diets as Kids May Reduce Stroke Later in Life (PDF) Starting health habits as kids may reduce stroke risk later in life.
- 6.) Strokes Can Happen at Any Age (PDF) - Learn about the risk factors for perinatal stroke and childhood stroke
- 7.) What is Pediatric Stroke? - English (PDF)
- 8.) Strokes and Your Brain Health Infographic (PDF) Keeping a healthy brain can help reduce your risk for stroke.
- 9.) Heatstroke vs. Stroke (PDF) Learn about the difference between a heat stroke and stroke and what signs you should look out for.
- 10.) Atrial Fibrillation -A Patients Risk to Stroke (PDF)- Patients with atrial fibrillation are 5 times more at risk for stroke.



### Community Handouts and Toolkits on Stroke Risk Factors

**Download our library of community resources geared for professionals, survivors, caregivers and supporters to share with the community and other caring individuals to help aid in the education of stroke prevention.**

- 1.) Stroke Prevention Checklist (PDF) - About one in four stroke survivors suffers a stroke. Use this checklist to create a prevention plan.
- 2.) High Blood Pressure Is A Risk You Can Do Something About (PDF) - Learn about the steps you can take to reduce the most controllable risk factor for stroke.
- 3.) Stroke Prevention Brochure English (PDF) - Understanding other stroke risk such as, heart disease, sickle cell, peripheral artery disease and carotid or other heart disease.
- 4.) Stroke Risk Quiz English (PDF)- Use this handout to assess stroke risk factors that may apply to you and to start the conversation with your healthcare provider.
- 5.) Controlling High Blood Pressure in Adults (Article)- Find tools and resources to manage high blood pressure such as recipes, support, trackers and more.
- 6.) Patient Education Handout (PDF) - 80 percent of strokes can be prevented, learn which ones you can control and can not.
- 7.) Stroke Fact Sheet (PDF) Find 2017 statistics on defining stroke, risk factors and more.
- 8.) Let's Talk About Stroke - English version (Article)- Understand your condition and how to manage it can create confidence in making decision to improve your health.
- 9.) Patient Education Brochures ( Digital) - Order health education packets and brochures with content designed to help patients better understand their condition.
- 10.) Atrial Fibrillation Patient Guide (PDF) - Five steps to healthy living with Afib.
- 11.) Atrial Fibrillation Poster (PDF) Print our poster to teach the relationship Afib has towards stroke. 15 percent to 20% of all strokes are attributable to Afib.
- 12.) Multicultural Toolkit (Digital)- Find stroke resources targeted to improve the health within multicultural communities.

LOCAL INFO LANGUAGES CAREERS VOLUNTEER DONATE

Search

HEALTHY LIVING CONDITIONS SUPPORT PROFESSIONAL RESEARCH EDUCATOR CPR &amp; ECC

SHOP CAUSES ADVOCATE GIVING MEDIA

## Guidelines for Use Materials in Electronic Format

Share 0 Like 3 Tweet G+ Share 51 Updated: Mar 7, 2011

### Posting On Internet Sites

Permission may be granted to use American Heart Association materials on third party websites with the following caveats:

1. AHA materials may be posted for a 12-month term beginning on date final approval is granted (all fees and the signed Copyright Use Agreement must be received before final approval will be granted). All AHA material and links must be removed from requestor's website after that 12-month period. You will need to re-apply for permission to re-post the material when the initial 12-month period, and any subsequent extension, expires.
2. AHA limits each requestor to 2 electronic formats per request; this does not include recipes or ECC/CPR materials
3. The requestor must agree to include a link back to the source of the material on the AHA website.
4. AHA material may not be used in such a way that could lead a reasonable person to believe that the AHA has endorsed (implied or otherwise) any company, or approved or reviewed printed materials, goods, products or services offered by any company.
5. AHA material may not be used for sales presentations nor for sales purposes online. AHA materials may be used for educational purposes only.
6. If at any time these guidelines are not followed, the requestor must immediately remove all AHA materials and links from its website.

### CD-ROMs That Accompany Textbooks

Permission may be granted to use American Heart Association materials on a CD-ROM that accompanies a textbook with the following caveats:

1. AHA copyright citation must appear with AHA material on CD-ROM as it appears in text.
2. CD-ROM may not be sold separately from textbook.
3. In order to ensure that the most current AHA scientific message/information is being used, permission to use the material on CD-ROM must be renewed prior to any reprints of the textbook and prior to printing of new editions of the textbook.

### On-Line Versions of Journal Articles

Permission may be granted to include American Heart Association information in on-line journal articles with the following caveats:

1. AHA information must be posted as a "read only" document.
2. The page where the AHA information appears must include a notation that the information is used with permission and that all requests to use this information must come through the AHA.
3. Page must include a link back to the full document on the AHA site.

### Continuing Medical Education (CME) Use

Permission may be granted to include American Heart Association information in on-line CME courses and PowerPoint presentations for CME courses with the following caveats:

1. The CME website must require a subscription or password to access material.
2. AHA material may only be posted for 12 months from the date of the initial course offering.
3. AHA information must be posted as a "read only" document
4. Presentations at meetings/symposiums must be made by individual presenters as part of research/information presentation and not representing any for-profit company.
5. PowerPoint presentations can only be posted on password protected or subscription sites for 12 months after the live presentation.
6. AHA material can only be included on a CD that is handed out at no-charge to participants as part of take away information. CD must be formatted as "read-only" and with AHA copyright citation.

### PowerPoint Presentations

Permission may be granted to include American Heart Association information in PowerPoint presentations with the following caveats:

1. Student projects may only be presented in a classroom setting for academic credit.
2. Material cannot be used in a PowerPoint presentation given by sales staff from a for-profit company or used to promote a commercial product or service, or otherwise used in a way that implies approval or endorsement of a company, product or service.
3. PowerPoint presentations can only be posted on password protected or subscription sites for 12 months after the live presentation.

### Copyright Pages

- Guidelines for Use of Materials in Electronic Format
- Guidelines for Use of ECC/CPR Material
- Guidelines for Use of Recipes
- Guidelines for Requests to Translate Materials
- Copyright Notice
- Copyright permissions request form

### Popular Articles

- 1 Understanding Blood Pressure Readings
- 2 Sodium and Salt
- 3 Heart Attack Symptoms in Women
- 4 What are the Symptoms of High Blood Pressure?
- 5 How to Eat Healthy
- 6 Heart Attack or Sudden Cardiac Arrest: How Are They Different?
- 7 Warning Signs of a Heart Attack
- 8 Low Blood Pressure - When Blood Pressure Is Too Low
- 9 All About Heart Rate (Pulse)
- 10 Tachycardia | Fast Heart Rate

## Howell, Dakar S DURVAMC

---

**From:** julia.bennett@ppfa.org on behalf of Store, PPFA <ppfastore@ppfa.org>  
**Sent:** Monday, August 28, 2017 9:26 AM  
**To:** Howell, Dakar S DURVAMC  
**Cc:** dakar@email.unc.edu  
**Subject:** [EXTERNAL] Re: Copyright Permission

Hi Dakar,

That graphic is actually now slightly out of date, which is why it's not up on our website anymore. For the most updated information and tools on EC, you can look at our [webpage](#). You can also use our EC brochure, which you can purchase [here](#). Please let me know if you have any other questions.

Best,

Julia Bennett

On Sat, Aug 26, 2017 at 1:36 PM, Howell, Dakar S DURVAMC <[Dakar.Howell@va.gov](mailto:Dakar.Howell@va.gov)> wrote:

Copyright Permission Requested

To Whom it May Concern:

My name is Dakar Howell and I am a University of North Carolina at Chapel Hill graduate student in the Adult Geriatrics Primary Care DNP program. I am conducting an evidence based practice research project at the Durham Veterans Administration Medical Center in women's health. I am requesting permission to use the Emergency Contraceptive infographic (attached image) in a Women's Health Resource Manual for the VA medical center. The image has a Planned Parenthood logo at the bottom and I will cite this image and permission to use in the resource references.

Thank you,

Dakar Howell

**Julia Bennett**  
**Manager of Education and Publications**

Planned Parenthood Federation of America  
P: 212.261.4653

*This e-mail is for the sole use of the intended recipient(s) and contains information which is confidential and/or legally privileged. If you are not the intended recipient, you are hereby notified that any disclosure, copying, distribution, or taking of any action in reliance on the contents of this e-mail information is strictly prohibited. If you receive this e-mail in error, please immediately notify the sender by reply e-mail and destroy all copies of the original message.*



Centers for Disease  
Control and Prevention  
CDC 24/7: Saving Lives, Protecting People™

---

## Image Reuse Terms and Conditions

---

Most images found in the Public Health Image Library (PHIL) (<http://phil.cdc.gov/>) are royalty-free and available for personal, professional and educational use in electronic or print media, with appropriate citation. Please credit CDC and the individual photographer if his/her name is given. If used in electronic media, please link back to the PHIL site (<http://phil.cdc.gov/>).

Images other than those in the PHIL may have been licensed for use by CDC from a stock photography service or other copyright holder and the license holder may prohibit republication, retransmission, reproduction or other use of the images. Please contact us with any other questions about reuse of specific images.

### Get Email Updates

To receive email updates about this page, enter your email address:

What's this? (<https://www.cdc.gov/emailupdates/>)

**Submit (javascript:quickssubscribe();return false;)**


---

Page last reviewed: March 19, 2014

Page last updated: March 19, 2014

Content source: Centers for Disease Control and Prevention (<https://www.cdc.gov/>)

Page maintained by: Office of the Associate Director for Communication, Division of Public Affairs



## Image Library

Image Search

Search

Folders:

- ☐ Brain Research/Imaging
- ☒ General/All view all images
- ☐ Genetics
- ☐ Research Labs and Tools
- ☐ Therapy/Medical Care

Date Added Between: (MM/DD/YYYY)

Start date:

End date:

Image Type:

☒ jpg☐ gif☐ png

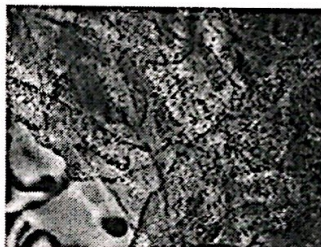
Search

## NIMH Image Library

## How to Use the NIMH Image Library

The NIMH Image Library is a searchable database of photographs and illustrations that are available, copyright free, to the public at no cost. The Library contains images of general biomedical research and research tools, mental health specific research, and treatment related images. Many images are available in low, medium, and high resolutions.

To get started, please enter one or more search terms in the box on the left. You can also select one or more folders, specify a date range, or choose the image format to narrow your search. Then click SEARCH.



## Copyright

NIMH images may not be used to state or imply the endorsement by NIMH or by an NIMH employee of a commercial product, service, or activity, or use in any other manner that might mislead. No fee is charged for using the images. However, credit must be given to the "National Institute of Mental Health, National Institutes of Health, Department of Health and Human Services" unless otherwise instructed to give credit to the photographer or other source.

NIH images are in the public domain and cannot be copyrighted. Images may be used, linked, or reproduced without further permission from NIH.

If you have questions regarding these guidelines and use of NIMH images, please contact the NIMH Information Center at 1-866-615-6464 or at [nimhinfo@nih.gov](mailto:nimhinfo@nih.gov).

Contact Us

Staff Directories

Privacy Notice

FOIA

Accessibility

Topic Finder

The National Institute of Mental Health (NIMH) is part of the National Institutes of Health (NIH), a component of the U.S. Department of Health and Human Services.