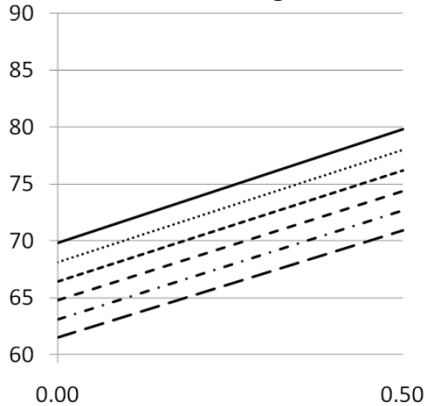
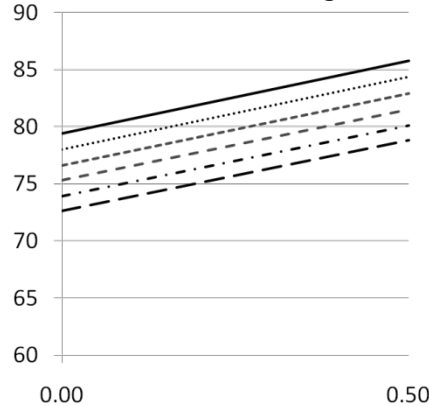


**Percentage of patients remaining
alive and active in ART program**

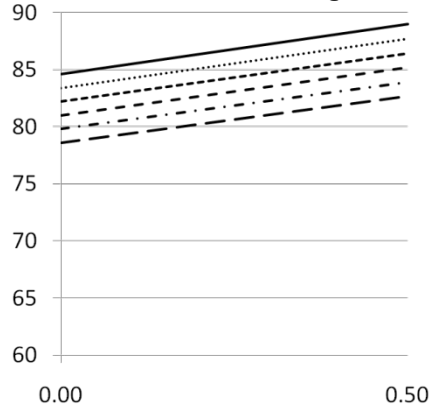
BMI <16.0 kg/m²



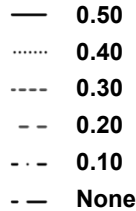
BMI 16.00-16.99 kg/m²



BMI 17.00-18.49 kg/m²



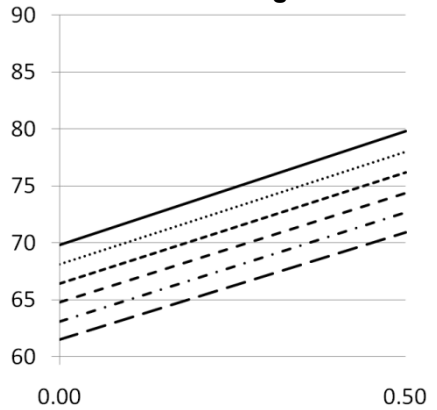
**Proportional
reduction in loss
to follow-up**



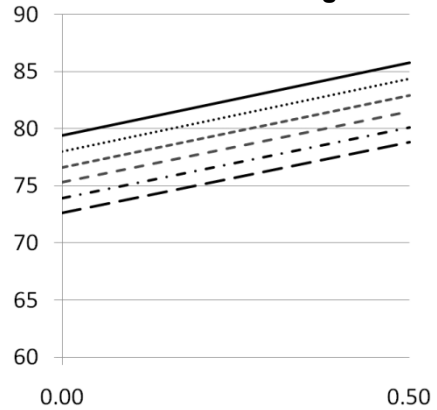
Proportional reduction in mortality

**Percentage of patients remaining
alive and active in ART program**

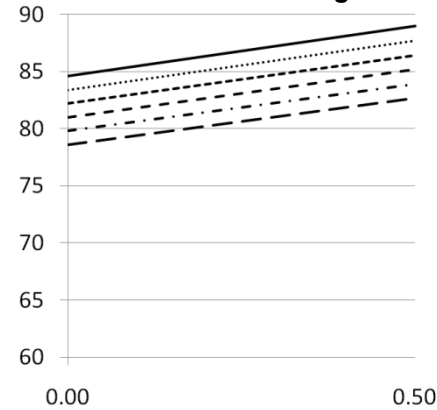
BMI <16.0 kg/m²



BMI 16.00-16.99 kg/m²



BMI 17.00-18.49 kg/m²



**Proportional
reduction in loss
to follow-up**

- 0.50
- 0.40
- - - 0.30
- - - 0.20
- . - 0.10
- - - None

Proportional reduction in mortality