

Helping Students Learn by Doing with Digital Media

An Expanded Role for Library Professionals

Wed, Apr 14, 2010 | 11:20am-12:10pm

Barbara Rothen Renner, PhD

Robert Ladd, MA

Health Sciences Library

University of North Carolina at Chapel Hill

Who We Are

and Our Roles

Overview

- About digital media
- Facilitating learning with digital media
 - Digital media as tools for active, reflective learning
 - Evolving roles of library and library professionals
- Examples of student projects

➤ About digital media

- What is “digital media”?
- Evolution of digital media

Digital media tools for active learning

- Active learning:
Empowering students to learn by creating
- Examples of active learning uses
 - Presentations
 - Research
 - Training and demonstrations
 - Digital storytelling

Evolving roles of library and library professionals

From:

- Media studio as physical space
- Lab instructor / designer
- Technical training

To:

- Learning environment (physical, interpersonal, virtual)
- Project facilitator
- Project consulting

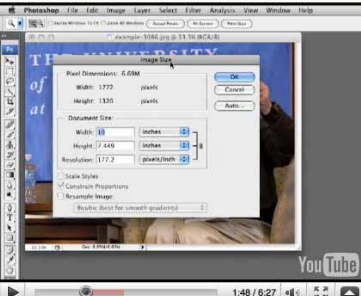
Online tutorial from Media blog

April 10, 2009 **Image resolution and print size**
Posted by Robert Ladd under Tools and techniques | Tags: imaging, print_media | (edit this)

1 Comment

The following screencast uses Photoshop, but whatever image editor you use, the concepts are the same:

- (1) There is an inverse relationship between print size and resolution (if you increase the print size the resolution decreases and vice-versa).
- (2) To get good results when inserting an image into a research poster, the image should be printed at a resolution of at least 200 pixels per inch (ppi).
- (3) Images that look good online may not be high enough resolution to look good in print at the size you want them to be. For example, an image of 640 by 480 pixels may look fine on your computer screen, but printed at 200 ppi it would only be 3.2 by 2.4 inches in size (see this chart).



Archived Entry

Post Date :
April 10, 2009 at 2:20 pm

Category :
Tools and techniques

Tags: imaging, print_media

Do More :
You can leave a response, or trackback from your own site. Edit this entry.

Evolving roles of library and library professionals

- From workshops to
 - Online tools
 - Curriculum & project integrated instruction
- Shift to targeted networking and relationship-building

Evolving roles of library and library professionals

Significant expertise and time required for

- **increasingly diverse media and tools**
- **increasingly complex projects**

Introducing the concept

Faculty/Administrators

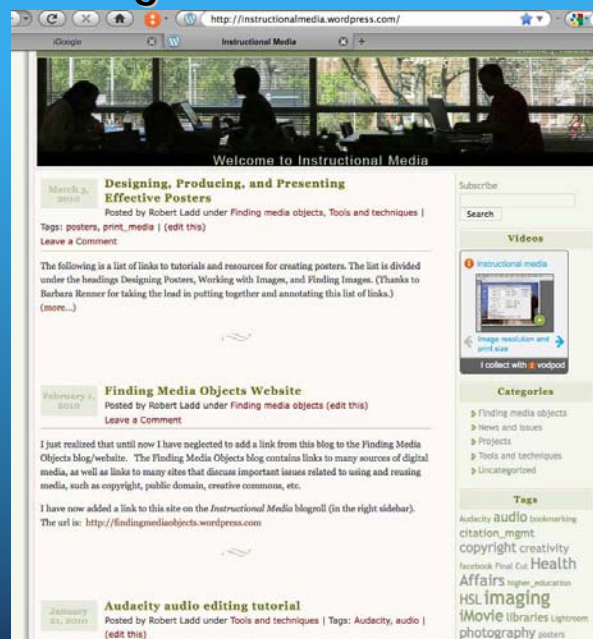
- **Express initial uncertainty**
- **Need**
 - Examples to help them visualize**
 - Nurturing and reassurance**
 - Assistance implementing**

Introducing the concept

Students

- Ready to run with it but...
- Need
 - Support
 - Curriculum/project integration
 - Low cost tools
 - Help with project planning & goals

Media blog

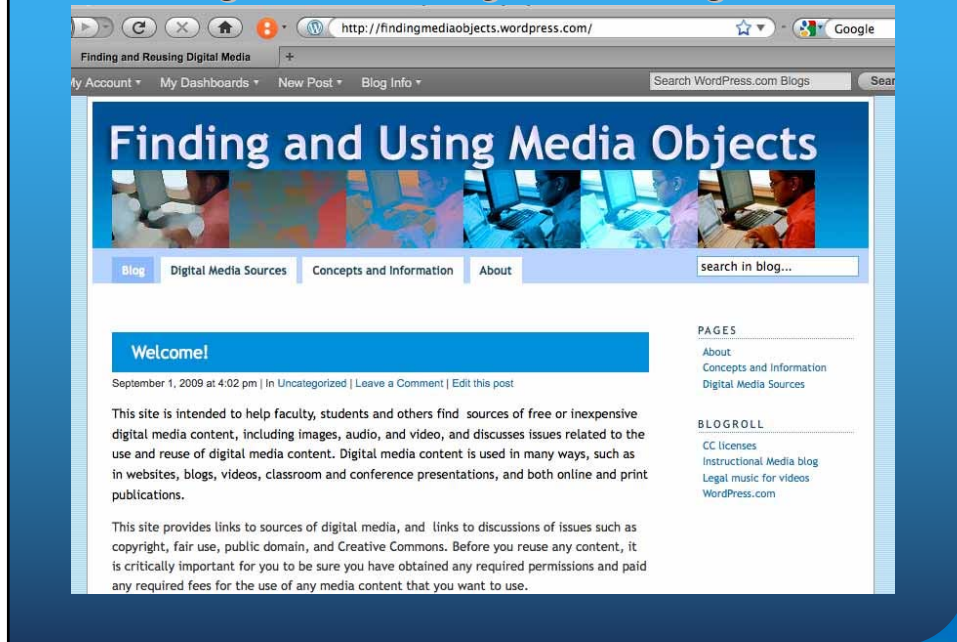


The screenshot shows the homepage of the 'Instructional Media' WordPress blog. The browser address bar displays 'http://instructionalmedia.wordpress.com/'. The page features a header image of people working at computers with the text 'Welcome to Instructional Media'. The main content area lists three recent posts:

- March 3, 2010: Designing, Producing, and Presenting Effective Posters**
Posted by Robert Ladd under Finding media objects, Tools and techniques |
Tags: posters, print_media | (edit this)
Leave a Comment
The following is a list of links to tutorials and resources for creating posters. The list is divided under the headings Designing Posters, Working with Images, and Finding Images. (Thanks to Barbara Renner for taking the lead in putting together and annotating this list of links.) (more...)
- February 9, 2010: Finding Media Objects Website**
Posted by Robert Ladd under Finding media objects (edit this)
Leave a Comment
I just realized that until now I have neglected to add a link from this blog to the Finding Media Objects blog/website. The Finding Media Objects blog contains links to many sources of digital media, as well as links to many sites that discuss important issues related to using and reusing media, such as copyright, public domain, creative commons, etc.
I have now added a link to this site on the Instructional Media blogroll (in the right sidebar).
The url is: <http://findingmediaobjects.wordpress.com>
- January 26, 2010: Audacity audio editing tutorial**
Posted by Robert Ladd under Tools and techniques | Tags: Audacity, audio | (edit this)

The right sidebar contains a 'Subscribe' field, a 'Search' box, a 'Videos' section with a video player for 'Instructional media', and 'Categories' and 'Tags' sections. The categories include Finding media objects, News and issues, Projects, Tools and techniques, and Uncategorized. The tags include Audacity, audio, bookmarking, citation, mgmt, copyright, creativity, Health Affairs, higher_education, hsl, imaging, iMovie, libraries, lightroom, and photography.

Finding Media Objects blog



➤ Examples of student projects

Occupational Science poster session



PT Poster session (with video on laptop)



Allied Health Sciences YouTube Channel

UNC Chapel Hill Department of Allied Health Sciences [Subscribe](#) [Uploads](#) [Playlists](#)

PEARLS: Introduction (Part 1 of 5)
From: UNC-CH | March 04, 2009 | 117 views
PEARLS stands for the Program in Early Autism Research, Leadership, and Service at the University of North Carolina at Chapel Hill. This is part 1 of the video.

PEARLS: Introduction (Part 1 of 5)
1,528 views - 11 months ago

EEG Demo Video
601 views - 1 year ago

PEARLS: Why UNC-Chapel Hill? (Part 8)
111 views - 1 year ago

PEARLS: Helping the community (Part 4 of 8)
35 views - 1 year ago

PEARLS: Working with a team (Part 3 of 8)
48 views - 1 year ago

PEARLS: Project descriptions (Part 2 of 8)
61 views - 1 year ago

PEARLS: Introduction (Part 1 of 8)
117 views - 1 year ago

EEG Demo Video
86 views - 1 year ago

Student Recruitment Video

laddrob's Channel [Subscribe](#) [All](#) [Uploads](#) [Playlists](#)

RCP Lennie Recruitment
From: laddrob | September 21, 2009 | 24 views

Using the iMovie Event Library
71 views - 4 months ago

Poster Dance
36 views - 4 months ago

RCP Lennie Recruitment
24 views - 6 months ago

PowerPoint for Creating Posters (part 1 of 2):
1,471 views - 8 months ago

PowerPoint for Creating Posters (Part 2 of 2):
1,155 views - 8 months ago

InDesign Part 9: Aligning Objects
266 views - 9 months ago

InDesign Part 8: Shapes
401 views - 9 months ago

InDesign Part 7: Images